




**1/4-14 DP3 - DRILL AND TAP UP TO 1/4" THICK STEEL**

**#14 DP3 CONCEALOR<sup>®</sup>** pancake head screws are designed for heavy gauge applications and can drill and tap up to 1/4" steel. The 1/4-14 thread produces greater strength and resists bending compared to smaller diameter screws. Originally designed for IMP!


These screws are coated with TRI-SEAL<sup>™</sup> long-life coating that exceeds ASTM B633 specifications providing 1,000-hours salt spray performance, and FM4470 per ASTM G87 Sulfur Dioxide Test.

**SPECIAL HEAD DESIGN**



- 5/8" diameter head increases pullover strength and minimizes dimpling.
- #3 square recess drive provides stability during installation.

	Description	Load Bearing Length (MAX)	Part Number	Carton Quantity	Wt Per Carton
A	1/4-14 X 1" DP3	.250"	14100SPC3CS	2,500 pcs	27#
B	1/4-14 x 2" DP3	1.000"	14200SPC3CSTS	1,000 pcs	23#
C	1/4-14 x 3" DP3	1.375" to 2"	14300SPC3CSTS	1,000 pcs	33#
D	1/4-14 x 4" DP3	1.625" to 3"	14400SPC3CSTS	500 pcs	21#
E	1/4-14 x 5" DP3	2.750" to 4"	14500SPC3CSTS	500 pcs	25#
F	1/4-14 x 6" DP3	3.750" to 5"	14600SPC3CSTS	500 pcs	30#
G	1/4-14 x 7" DP3	4.750" to 6"	14700SPC3CSTS	500 pcs	36#
H	1/4-14 x 8" DP3	5.750" to 7"	14800SPC3CSTS	250 pcs	21#




**Physical Properties**

Thread Diameter: 1/4" (.250" nominal)  
 Thread Pitch: 14  
 Head Diameter: .625"  
 Head Thickness: .100"  
 Material: C-1022  
 Case Hardened per SAE J-78

**SPECIAL APPLICATIONS**

Use to attach a variety of material to steel up to 1/4" thick!

ARCHITECTURAL INSULATED PANELS



STRUCTURAL INSULATED PANELS



NAIL BASE



METAL ROOF CLIPS



**TOOLING:** Install using a 2,000 RPM screw-gun with torque control. (DeWalt DW267)  
 Do not use impact tools.