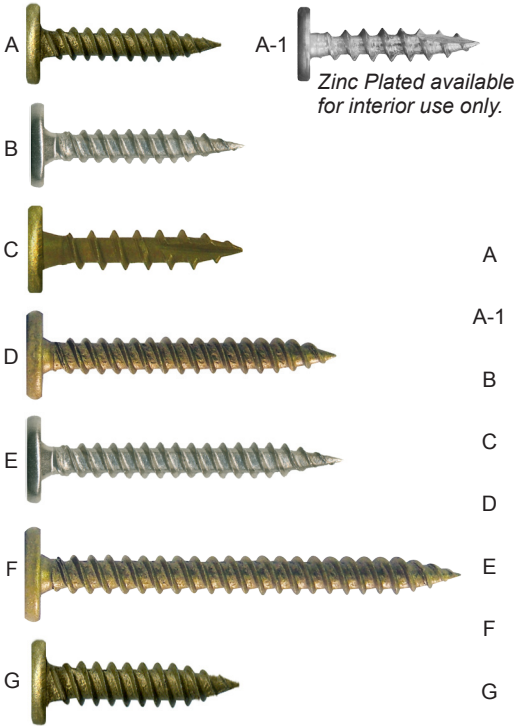


### WOOD OR THIN METAL

Piercing Capacity: CS & 410SS <=20 ga



Zinc Plated available for interior use only.

### #10, #12, & 1/4" PIERCING POINTS AND DRILL POINTS


CONCEALOR® low profile head fasteners are engineered to perform in a variety of applications. They are specified in many metal roofing systems to attached SSR clips to metal or wood. They are easy to install and provides optimal strength.

#### Sizes

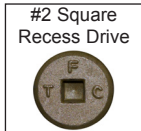
	Description	Attachment Thickness (Max)	Part Number	Box Quantity	WT Per Box
A	#10-13 X 1" GP Long-life TRI-SEAL® coated	1"	10100SPCGCSTS	5,000 pcs	36.0 lbs.
A-1	#10-9 X 1" Type 17 Zinc Plated   Interior Use Only	1"	10100SPC17CSTSZP	5,000 pcs	36.0 lbs.
B	#10-13 X 1" GP 302 Stainless Steel	1"	10100SPCGS3	5,000 pcs	39.0 lbs.
C	#10-9 X 1-1/8" TYPE 17 Long-life TRI-SEAL® coated	1-1/8"	10112SPC17CSTS	5,000 pcs	40.0 lbs.
D	#10-13 X 1-1/2" GP Long-life TRI-SEAL® coated	1-1/2"	10150SPCGCSTS	3,000 pcs	31.0 lbs.
E	#10-13 X 1-1/2" GP 302 Stainless Steel	1-1/2"	10150SPCGS3	3,000 pcs	32 lbs.
F	#10-13 X 2" GP Long-life TRI-SEAL® coated	2"	10200SPCGCSTS	1,500 pcs	19.0 lbs.
G	#12-11 X 1" GP Long-life TRI-SEAL® coated	1"	12100SPCGCSTS	5,000 pcs	44.0 lbs.
H	#10-16 X 5/8" DP3 .0003" Zinc and Yellow	.125"	10062SPC3CS	5,000 pcs	27.0 lbs.
I	#10-24 X 5/8" DP3 .0003" Zinc and Yellow	.125"	10062PPC3CSYZ	5,000 pcs	27.0 lbs.
J	#10-16 X 1" DP3 Long-Life TRI-SEAL® coated	.250"	10100SPC3CSTS	5,000 pcs	37.0 lbs.
K	#10-16 X 1" DP3 410 Stainless Steel	.250"	10100SPC3S4	5,000 pcs	37.0 lbs.
L	#10-16 X 1-1/2" DP3 Long-Life TRI-SEAL® coated	1"	10150SPC3CSTS	3,000 pcs	32.0 lbs
M	#10-16 x 2" DP3 Long-Life TRI-SEAL® coated	1.5"	10200SPC3CSTS	1,500 pcs	21.0 lbs.
N	#12-14 X 1" DP3 Long-Life TRI-SEAL® coated	.250"	12100SPC3CSTS	5,000 pcs	43.0 lbs.
O	#12-24 X 1-1/4" DP5 Long-Life TRI-SEAL® coated	.500"	12125SPC5CSTS	4,000 pcs	52.0 lbs.
	#12-24 X 1-1/2" DP5 Long-Life TRI-SEAL® coated	.625"	12150SPC5CSTS	4,000 pcs	43.8 lbs.
P	1/4-14 X 1" DP3 .0003" Zinc and Yellow	.250"	14100SPC3CS	2,500 pcs	27.0 lbs.

Bagged 250 pcs. per bag for your convenience!

### METAL SUBSTRATES



**Drilling Capacities**  
 #10-16 = .036" - .175"  
 #10-24 = .090" - .210"  
 #12-14 = .036" - .210"  
 #12-24 = .250" - .500"  
 1/4-14 = .036" - .250"



### SPECIAL APPLICATIONS

We can assemble CONCEALOR® with a bonded sealing washer that locks out weather and looks appealing!



We can color match to your exact requirements in three days or less!



**Installation:** Do not use impact drivers!  
 Use 2,500 RPM max variable speed screw drivers with torque control or depth sensing nosepiece.

Army Corps of Engineers